



Holzwolf

Industrial Shredder

HWV 1500 ▪ 2000 ▪ 3000



LARGE CAPACITY HOPPER · INTERCHANGEABLE CRUSHING TOOL
IDEAL PRE-CRUSHER FOR BULKY WOOD WASTE

www.heindl.or.at

WEIMA HOLZWOLF

The WEIMA Holzwolf HWV industrial shredder has been designed to provide economical, primary, break down of wood waste, with a large capacity hopper and helical screw, with interchangeable ripping tools. The HWV series make light work of breaking down crate waste without fear of damage from tramp metal, including brackets, bolts, nails, screws and other hardware, typically found in crate and pallet materials.

Integration

The HWV series can be used either as a stand-alone machine or as part of a two-stage process, incorporating metal separation and a secondary shredder, such as the WEIMA Ultra or WEIMA WL series of single-shaft shredder range.

The Holzwolf shredder can be located either directly over a conveyor or on a steel frame, above a secondary shredder. Such a configuration allows the broken pieces to fall directly into the secondary shredder hopper, for further processing.

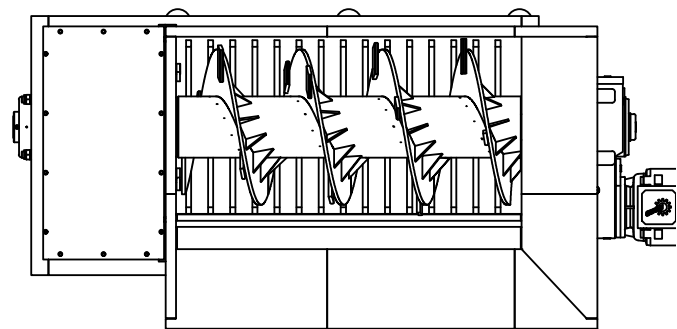
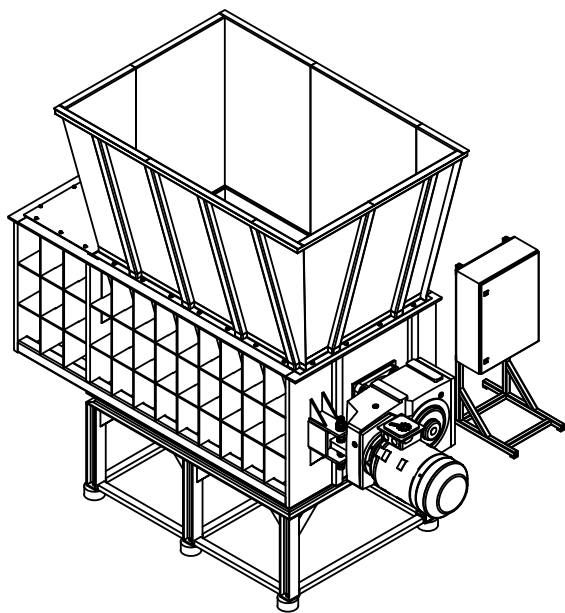
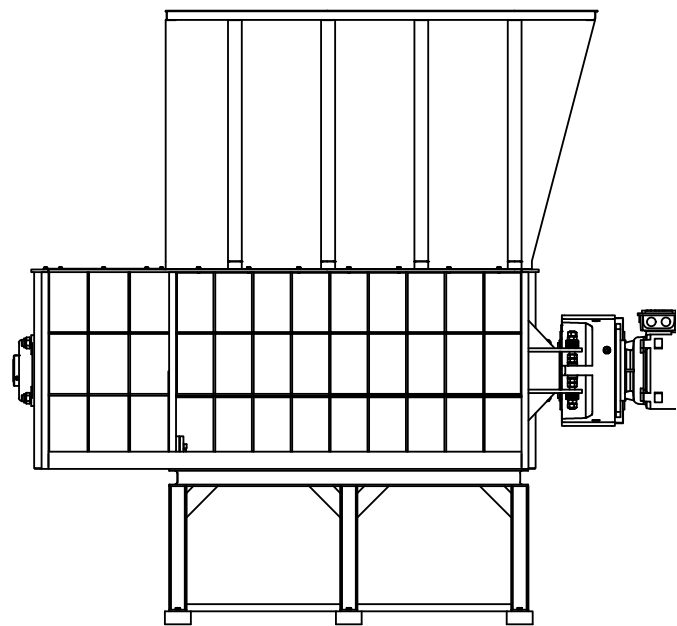
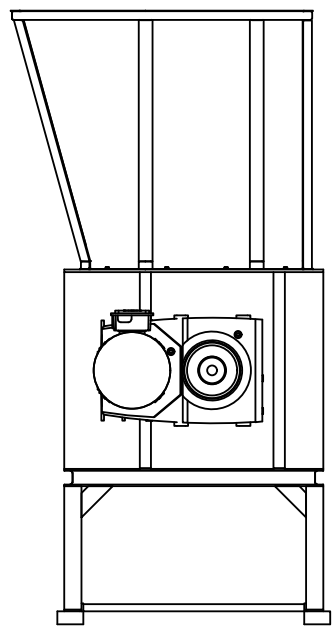
Benefits

- Large hopper
- Low RPM
- Ideal pre-crusher for bulky wood waste
- Interchangeable crushing tools
- Robust design with 40mm reinforced steel walls

“ The Holzwolf is ideal for shredding wood pallets. ”



TECHNICAL SPECIFICATION



<i>Machine type</i>	<i>Power</i>	<i>Hopper opening</i>	<i>Infeed opening</i>	<i>Material outlet opening</i>	<i>Rotor Diameter</i>
HWV 1500 - S - 30	30 kW	2000 x 1750 mm	1500 x 1230 mm	1085 x 700 mm	1027 mm
HWV 1500 - S - 37	37 kW	2000 x 1750 mm	1500 x 1230 mm	1085 x 700 mm	1027 mm
HWV 2000 - S - 30	30 kW	2500 x 1750 mm	2000 x 1230 mm	1085 x 700 mm	1027 mm
HWV 2000 - S - 37	37 kW	2500 x 1750 mm	2000 x 1230 mm	1085 x 700 mm	1027 mm
HWV 3000 - S - 30	30 kW	3500 x 1750 mm	3000 x 1230 mm	1085 x 700 mm	1027 mm
HWV 3000 - S - 37	37 kW	3500 x 1750 mm	3000 x 1230 mm	1085 x 700 mm	1027 mm